

## BriteBrush Field Survey Form (p. 1)

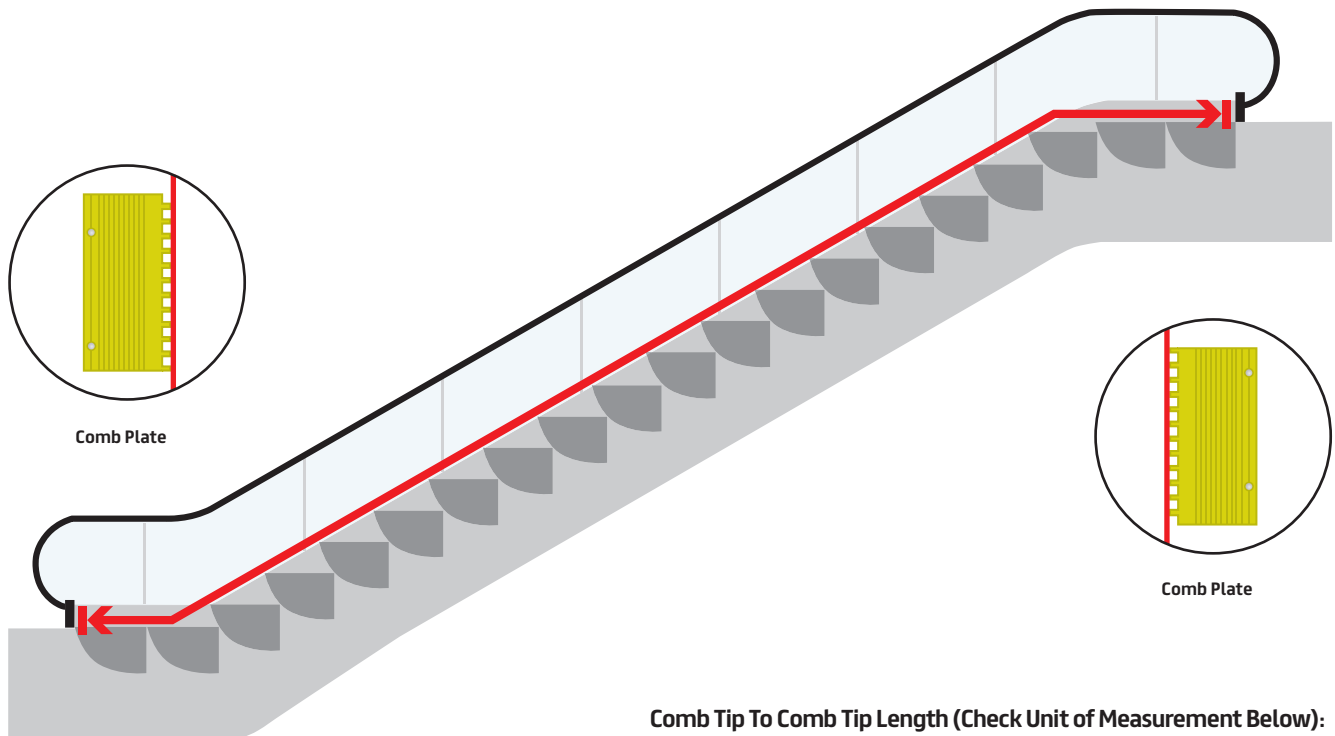
### Escalator Information

Location:	
Manufacturer:	
Model:	
ID or Contract Number:	

For assistance with this form, call +1 (905) 432-3200 Monday to Friday 8:00am to 4:30pm EST.

### Length Measurement

Use a tape measure to record measurement from the upper comb tip to the lower comb tip, tracing the nose of each step. Measurements should be within 1 cm or 1 inch.



Comb Tip To Comb Tip Length (Check Unit of Measurement Below):

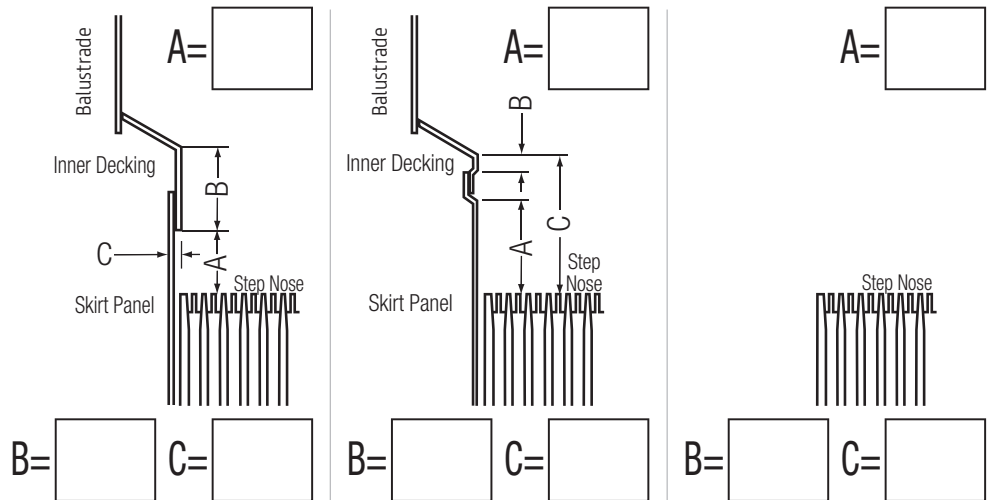
	<input type="checkbox"/> Imperial
	<input type="checkbox"/> Metric

## Brite Brush Field Survey Form (p. 2)

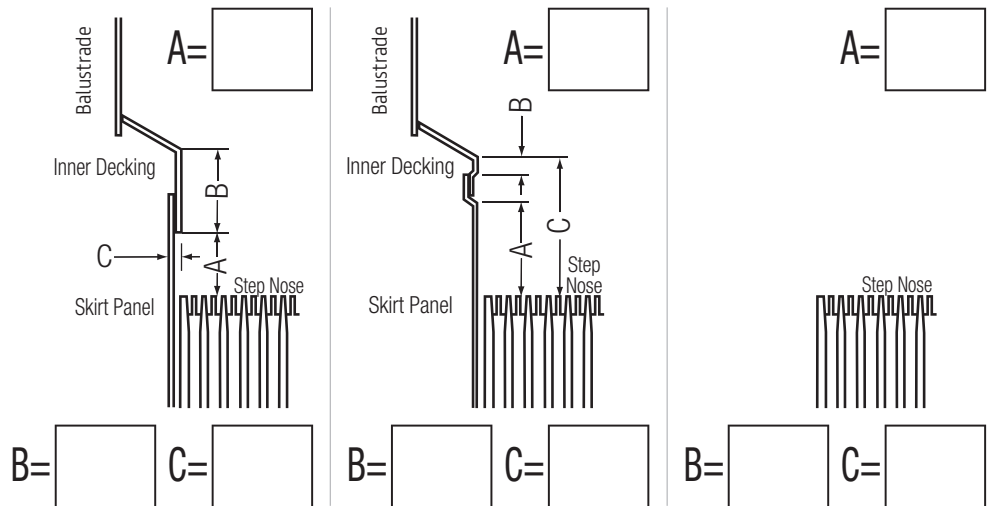
### Skirt Panel Measurements

Choose the diagram that best resembles the escalator and document the dimensions measured vertically above the step nose. If none of the drawings resemble the skirting, sketch and document the dimensions in the space provided. (Dimensions within 1 mm or 1/16 inch.)

#### Landing Measurements



#### Incline Measurements



### Materials

Balustrade:	<input type="checkbox"/> Glass	<input type="checkbox"/> Solid (i.e. metal)	<input type="checkbox"/> Other:			
Inner Decking:	<input type="checkbox"/> Steel	<input type="checkbox"/> Stainless Steel	<input type="checkbox"/> Aluminum	<input type="checkbox"/> Plastic	<input type="checkbox"/> Wood	<input type="checkbox"/> Other:
Skirt Panel:	<input type="checkbox"/> Steel	<input type="checkbox"/> Stainless Steel	<input type="checkbox"/> Aluminum	<input type="checkbox"/> Plastic	<input type="checkbox"/> Wood	<input type="checkbox"/> Other: